
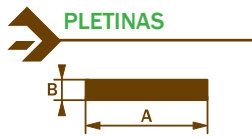




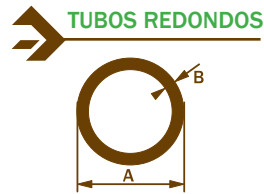
SISTEMASALUMISAN
TUBOS Y CHAPAS DE ALUMINIO

CARROCERÍA PARA TRANSPORTE PERFILES, NORMALIZADOS Y CHAPAS

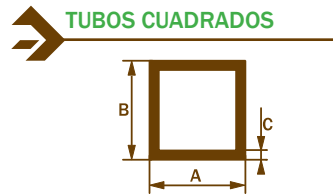




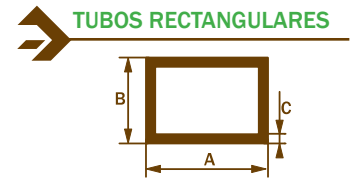
REF.	A	B
4026	15	3
4059	16	3
4001	20	3
4002	20	4
4044	20	10
4022	25	4
4037	25	10
4003	30	3
4021	30	4
4039	30	5
4045	30	6
4023	30	10
4050	35	4
4031	40	2
4004	40	4
4005	40	6
4006	40	8
4007	40	10
4061	40	15
4008	50	3
4009	50	5
4055	50	8
4010	50	10
4025	50	12
4011	50	15
4012	60	3
4030	60	4
4013	60	6
4014	60	8
4015	60	10
4040	60	12
4016	80	4
4020	80	8
4017	100	6
4027	100	8
4018	100	10
4034	100	15
4035	120	10
4038	150	10



REF.	A	B
5058	20	2
5020	22	2
5019	25	2
5060	25	3
5074	25	5
5018	30	2
5037	30	3
5030	30	5
5035	40	2
5036	40	3
5024	40	5
5012	45	2
5071	45,6	2,8
5007	50	2
5032	60	2
5048	70	2
5010	80	2
5052	100	2
5011	100	3



REF.	A	B	C
2012	20	20	2
2013	25	25	2
2014	30	30	2
2024	30	30	3
2016	40	40	2
2017	40	40	3
2018	40	40	4
2033	45	45	2
2022	50	50	2
2019	50	50	3
2031	50	50	4
2020	60	60	2
2035	60	60	4
2073	70	70	3
2010	80	80	2
2079	80	80	8
2011	100	100	2
3408	100	100	3
2029*	100	100	3
2021	120	120	2
2034	150	150	3



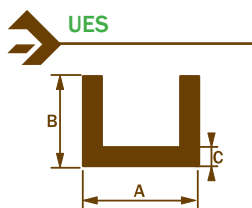
REF.	A	B	C
3042	30	20	2
3066	40	10	2
3012	40	20	2
3013	40	20	3
3064	40	25	2
3030	40	30	2
3015	50	20	2
3014	50	25	2
3409	50	25	3
3033	50	30	2
3016	60	20	2
3038	60	30	2
3045	60	40	2
3026	60	40	3
3055	60	40	4
3086	80	20	2
3058	80	30	2
3036	80	40	2
3018	80	40	3
3403	80	40	4
3050*	80	50	3
3043	80	60	2
3021	100	40	2
3063	100	40	3
3090	100	50	2
3019	100	50	3
3079	100	50	4
3020	100	60	2
3083	120	25	2
3022	120	40	2
3035	120	60	2
3023	120	80	3
3088	120	80	6
3052	140	45	2,5
3024	150	40	2
3087	150	50	4
3049	150	80	3
3059	170	50	2,7
3025	180	60	2,5
3400	200	80	5



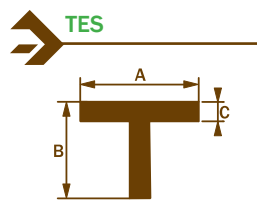
REF.	A
6006	6
6001	8
6010	10
6002	12
6003	16
6004	20
6012	30



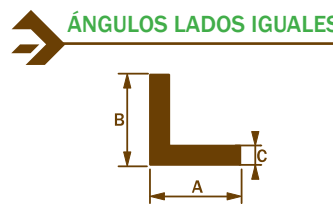
REF.	A	B
6005	15	15
6008	20	20
6007	25	25



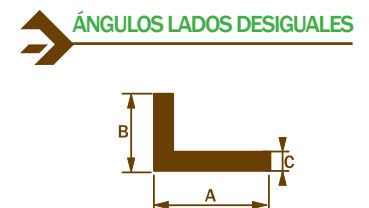
REF.	A	B	C
2990	15	15	2
9784	30,5	40	2,7
2976	40	20	2
9781	40	30	4
2987	50	20	2
2992	50	50	3
2985	60	20	2
9782	60	30	5
5002	76	64	4,8
2997	80	40	4
2983	80	40	6
2977	100	50	5
2978	100	50	6
2986	125	63	6
9783	152,4	57,2	6,35



REF.	A	B	C
1576	25	25	2
2762	25,4	50,8	4,8
1904	30	30	2
1579	40	40	2
2755	40	40	4
1577	60	60	3
2756	80	80	6,4
2760	100	50	2



REF.	A	B	C
1026	10	10	2
1024	25	25	2
1028	30	30	2
1017	30	30	3
1032	30	30	4
1070	35	35	3
1031	40	40	2
1044	40	40	3
1016	40	40	4
1020	50	50	3
1015	50	50	5
1018	60	60	2
1056	60	60	3
1071	70	70	6



REF.	A	B	C
1025	30	20	2
1033	60	15	2
1022	60	40	4
1073	70	27	2
1069	70	35	2
1072	70	35	4
1019	80	40	4
1030	100	20	2
1035	120	40	2

CHAPAS ANTIDESLIZANTES

ESPESOR	LARGO	ANCHO	DAMERO 5754 H-114	GRANO ARROZ 5754 H-244	DIAMANTE 5754 H-114	
1,5	2.000	1.000			Stock	
1,5	6.000	1.500	Stock			
2	2.000	1.000	Stock		Stock	
2	2.500	1.250	Stock	Stock		
2	3.000	1.500	Stock			
2	4.000	1.500	Stock			
3	2.000	1.000	Stock			
3	2.500	1.250	Stock			
3	3.000	1.500	Stock			
3	3.250	1.500	Stock			
3	4.000	1.500	Stock			
3	4.000	2.000	Stock			
4	2.000	1.000	Stock			
4	2.500	1.250	Stock			
4	3.000	1.500	Stock			
5	2.000	1.000	Stock			
5	2.500	1.250	Stock			
5	3.000	1.500	Stock			
6	2.000	1.000	Stock			
6	3.000	1.500	Stock			

OTROS PRODUCTOS

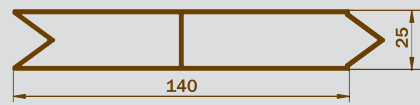
- CHAPAS DE DIFERENTES MATERIALES: COBRE, LATÓN, PLOMO, ACERO INOX, GALVANIZADO...
- CHAPAS SSL PARA SUPERFICIES ESTRUCTURALES
- CHAPAS PERFORADAS Y ESTAMPADAS
- METAL EXTENDIDO EN MALLAS
- CHAPA PERFILADA ANOLAC®
- PANEL CELOSÍA
- FALSO TECHO DE ALUMINIO
- PANEL COMPOSITE DE ALUMINIO
- SERVICIO DE CORTE Y PLEGADO
- MECANIZADOS: PUNZONADO Y EMBUTIDO

FORMATOS HABITUALES

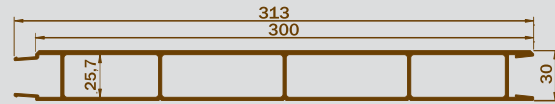
ESPESOR	LARGO	ANCHO	1050 H-24	5005 H-24	5005 H-24 ANODIZ.	5083 H-111	5083 H-34	5754 H-111	LACADO TERMOLAC
1,5	2.000	800	Stock						
1,5	2.000	1.000	Stock	Stock	N - NM			Stock	9005 9010
1,5	2.100	900		Stock					
1,5	2.500	1.250						Stock	
1,5	3.000	1.250	Stock	Stock	N - NM			Stock	9005 9010
1,5	3.000	1.500	Stock	Stock	N - NM			Stock	9005 9010
1,5	3.000	2.000	Stock						
1,5	4.000	1.250	Stock	Stock				Stock	
1,5	4.000	1.500	Stock	Stock				Stock	
1,5	4.000	2.000	Stock						
1,5	6.000	1.250						Stock	
1,5	6.000	1.500						Stock	
2,0	2.000	800	Stock	Stock					
2,0	2.000	1.000	Stock	Stock	Consult.	Stock		Stock	9005 9010
2,0	2.100	900		Stock					
2,0	2.500	1.250						Stock	
2,0	3.000	1.250	Stock	Stock	Consult.			Stock	9005 9010
2,0	3.000	1.500	Stock	Stock	Consult.	Stock		Stock	9005 9010
2,0	3.000	2.000	Stock						
2,0	4.000	1.250	Stock	Stock				Stock	
2,0	4.000	1.500	Stock	Stock	Consult.			Stock	
2,0	4.000	2.000	Stock						
2,0	6.000	1.250						Stock	
2,0	6.000	1.500						Stock	
2,0	6.000	2.000	Stock						
3,0	2.000	1.000	Stock	Stock	Consult.			Stock	Consult. 9005 9010
3,0	2.500	1.250	Stock	Stock				Stock	
3,0	3.000	1.250	Stock						Consult. 9005 9010
3,0	3.000	1.500	Stock	Stock	Consult.			Stock N+E	Consult. 9005 9010
3,0	4.000	1.250	Stock						
3,0	4.000	1.500	Consult.	Consult.	Consult.			Stock	
3,0	4.000	2.000	Stock					Stock	
3,0	6.000	1.500						Consult.	
3,0	6.000	2.000	Consult.						
4,0	2.000	1.000	Stock	Stock	Consult.			Stock	
4,0	3.000	1.500	Stock	Stock	Consult.	Stock	Consult.	Stock	
4,0	4.000	1.500				Stock			
4,0	6.000	2.000				Stock	Stock		
5,0	2.000	1.000	Stock					Stock	
5,0	3.000	1.500	Stock				Consult.	Stock	
6,0	2.000	1.000						Stock	
6,0	3.000	1.500					Consult.	Stock	
6,0	6.000	2.000				Stock			
6,0	6.280	2.200					Stock		
8,0	2.020	1.020						Stock	
8,0	3.000	1.500						Stock	
8,0	3.020	1.520				Stock		Stock	
8,0	6.280	2.200					Stock		
10,0	2.020	1.020						Stock	
10,0	3.000	1.500				Stock			
10,0	3.020	1.520				Stock		Stock	
12,0	3.020	1.520				Stock		Stock	
15,0	3.020	1.520				Stock		Stock	
20,0	3.020	1.520				Stock		Stock	
25,0	3.020	1.520				Consult.		Stock	
30,0	3.020	1.520				Consult.			

FORMATOS HABITUALES

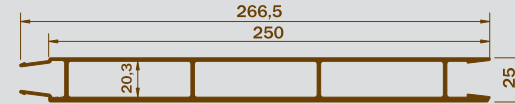
LAMA APILABLE
ESPESOR | 1,5mm
ALEACIÓN | 6106



LAMA CARROCERO 300x30
ESPESOR | 1,9mm / 2,4mm
ALEACIÓN | 6106



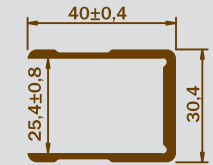
LAMA CARROCERO 250x25
ESPESOR | 2mm / 2,7mm
ALEACIÓN | 6106



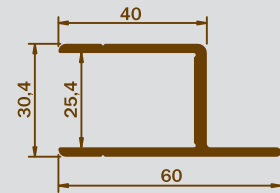
TUBO 120x25 CON REFUERZO
ESPESOR | 1,8mm
ALEACIÓN | 6063



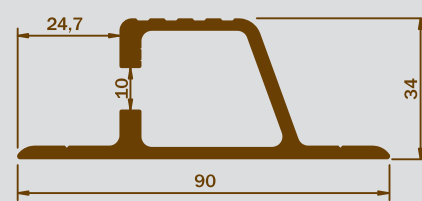
TERMINAL REMATE
ESPESOR | 1,7 / 2,5 / 3,5mm
ALEACIÓN | 6060



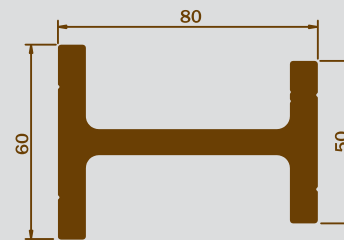
TERMINAL PUERTA LIBRO
ESPESOR | 2,5mm / 3,5mm
ALEACIÓN | 6060



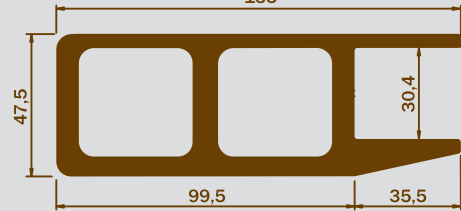
CARRIL TOLDOS
ESPESOR | 3 / 3,3 / 5,3mm
ALEACIÓN | 6060



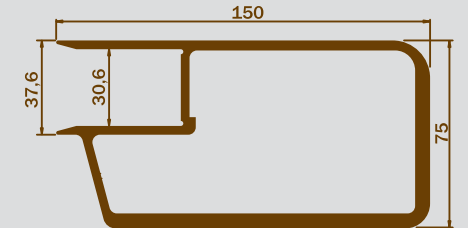
TRAVIESA
ESPESOR | 8mm / 8,6mm
ALEACIÓN | 6082



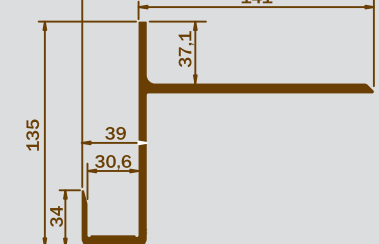
CERCO SUPERIOR
ESPESOR | 4,7/6,7/7,5/8,5mm
ALEACIÓN | 6106



CERCO SUPERIOR
ESPESOR | 3,5mm/4mm/6mm
ALEACIÓN | 6106



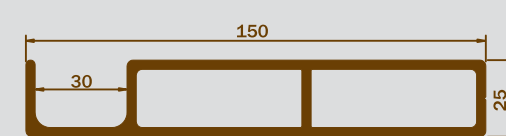
CERCO INFERIOR
ESPESOR | 3,5 / 4,9 / 5,9mm
ALEACIÓN | 6106



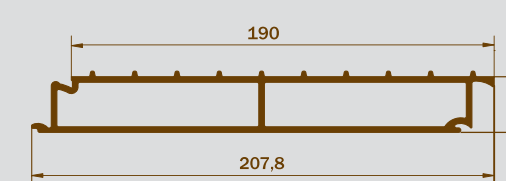
CERCO INFERIOR DE 145x90
ESPESOR | 6mm
ALEACIÓN | 6082



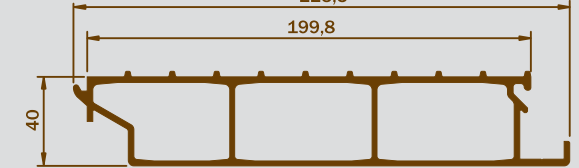
VIERTEAGUAS
ESPESOR | 3mm
ALEACIÓN | 6106



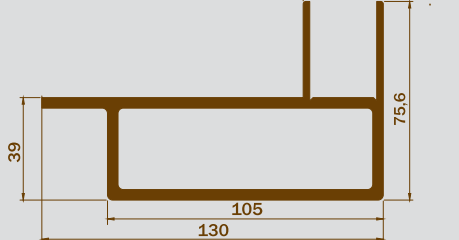
PISO GANADERO 190
ESPESOR | 2,5mm
ALEACIÓN | 6106




PISO GANADERO 200
ESPESOR | 2,5mm
ALEACIÓN | 6106




PILAR DELANTERO
ESPESOR | 2,5mm / 4mm
ALEACIÓN | 6106



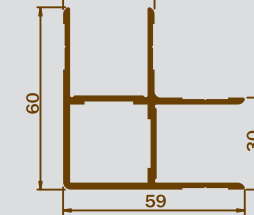
PILAR CENTRAL
ESPESOR | 3,5mm / 4,5mm
ALEACIÓN | 6082



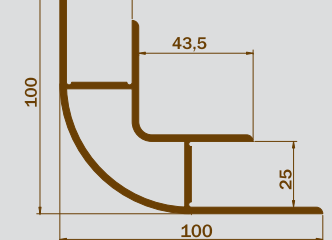
PILAR 132x39
ESPESOR | 3,5mm / 4,5mm
ALEACIÓN | 6082



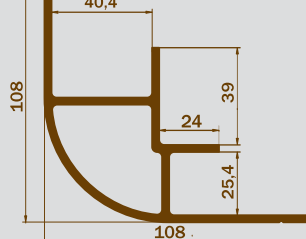
ESQUINERO PARA LAMA 60x60
ESPESOR | 2,3mm
ALEACIÓN | 6106



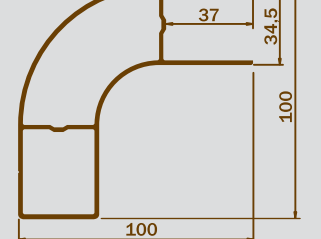
PERFIL ESQUINERO 100
ESPESOR | 2,5mm
ALEACIÓN | 6106



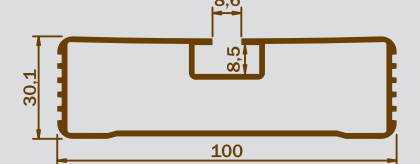
PERFIL ESQUINERO 108
ESPESOR | 2,8mm
ALEACIÓN | 6005




SOPORTE PROTECTOR CURVO
ESPESOR | 2mm
ALEACIÓN | 6060



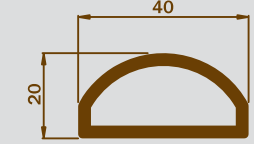
SALVA BICICLETAS
ESPESOR | 1,7mm
ALEACIÓN | 6060




BISAGRA
ESPESOR | 7mm
ALEACIÓN | 6060



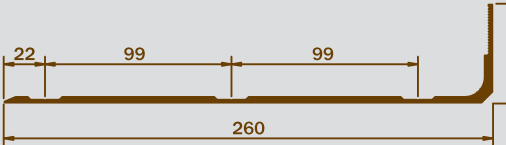
MOLDURA
ESPESOR | 3mm
ALEACIÓN | 6063



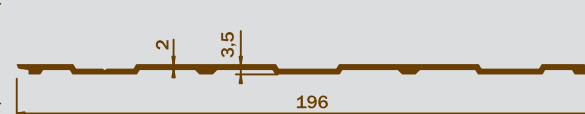
U 150x60x7
ESPESOR | 7mm
ALEACIÓN | 6082



ESQUINERO DE 260x53
ESPESOR | 2,5mm/4mm/5mm
ALEACIÓN | 6106



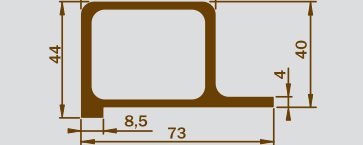
PROTECCIÓN LATERAL DE 196
ESPESOR | 2mm
ALEACIÓN | 6063



YUGO
ESPESOR | 1,5mm
ALEACIÓN | 6063



REMATE DE 73x44
ESPESOR | 3mm / 4mm
ALEACIÓN | 6005A





SISTEMASALUMISAN
TUBOS Y CHAPAS DE ALUMINIO



www.alumisan.com



facebook/GrupoAlumisan



@GrupoAlumisan



+Grupo Alumisan



alumisan.com



 **GRUPOALUMISAN**
www.alumisan.com



CENTRAL | SANTIAGO
Sta. Teresa de Jornet, 14.
15890 Stgo de Compostela
A Coruña

LUGO
Avda. Benigno Rivera 33.
Pol. Ind. Ceao
27290 Lugo

AVILÉS
Ctra. Tabaza - Candás Km.7
Nave-2 - 33438 Carreño
Asturias

ASTORGA
Pol. Ind. Astorga, Parcela 47.
24700 Astorga
León

BILBAO
Pol. Industrial Txako III
Pabellón 3, bajo izqda.
48480 Arrigorriaga, Bizkaia

MADRID
Pol. Industrial Valmor.
Avda las Canteras, 108. Nave 2
28343 Valdemoro, Madrid

SALAMANCA
T. 689 882 969
jdiaz@alumisan.com

T. 981 562 690
F. 900 720 418
comercial@alumisan.com

T. 982 209 096
F. 900 720 452
lugo@alumisan.com

T. 985 516 355
F. 985 514 457
aviles@alumisan.com

T. 987 600 007
F. 987 600 008
astorga@alumisan.com

T. 946 480 567
F. 946 482 370
bilbao@alumisan.com

T. 91 8753 059
F. 91 8753 103
madrid@alumisan.com

